

10/15/24

3, 4, 5, 6, 7, 10, 11

**THE TEHZIBUL AKHLAQ  
TRUST**

ACCOUNTS FOR THE YEAR ENDED JUNE 30, 2024

## INDEPENDENT AUDITORS' REPORT TO THE MEMBERS OF EXECUTIVE COMMITTEE

### Opinion

We have audited the financial statements of "The Tehzibul Akhlaq Trust (the "Trust")", which comprise the statement of financial position as at June 30, 2024, the statement of income or expenditure, the statement of comprehensive income, the statement of changes in funds and the statement of cash flows for the year then ended, and notes to the financial statements, including a summary of significant accounting policies.

In our opinion and to the best of our information and according to the explanations given to us, the accompanying financial statements present fairly, in all material respects, the financial position of The Tehzibul Akhlaq Trust as at June 30, 2024, and its financial performance, changes in funds and cash flows for the year then ended in accordance with the International Financial Reporting Standard and Accounting Standards for Not for Profit Organizations (NPOs) issued by The Institute of Chartered Accountant of Pakistan.

### Basis for Opinion

We conducted our audit in accordance with the International Standards on Auditing (ISAs) as applicable in Pakistan. Our responsibilities under those standards are further described in the Auditors' Responsibilities for the Audit of the Financial Statements section of our report. We are independent of the Trust in accordance with the International Ethics Standards Board for Accountants' Code of Ethics for Professional Accountants as adopted by the Institute of Chartered Accountants of Pakistan (the Code), and we have fulfilled our other ethical responsibilities in accordance with the Code. We believe that the audit evidence we have obtained is sufficient and appropriate to provide a basis for our opinion.

### Responsibilities of Management and Those Charged with Governance for the Financial Statements

The Members of the executive body are responsible for the preparation and fair presentation of the financial statements in accordance with the approved accounting and reporting standards as applicable in Pakistan, and for such internal control as the Members determine is necessary to enable the preparation of financial statements that are free from material misstatement, whether due to fraud or error.

In preparing the financial statements, Members are responsible for assessing the Trust's ability to continue as a going concern, disclosing, as applicable, matters related to going concern and using the going concern basis of accounting unless management either intends to liquidate the Trust or to cease operations, or has no realistic alternative but to do so.

Those charged with governance are responsible for overseeing the Trust's financial reporting process.

### Auditors' Responsibilities for the Audit of the Financial Statements

Our objectives are to obtain reasonable assurance about whether the financial statements as a whole are free from material misstatement, whether due to fraud or error, and to issue an auditors' report that includes our opinion. Reasonable assurance is a high level of assurance, but is not a guarantee that an audit conducted in accordance with ISAs as applicable in Pakistan will always detect a material misstatement when it exists. Misstatements can arise from fraud or error and are considered material if, individually or in the aggregate, they could reasonably be expected to influence the economic decisions of users taken on the basis of these financial statements.


As part of an audit in accordance with ISAs as applicable in Pakistan, we exercise professional judgment and maintain professional skepticism throughout the audit. We also:

- Identify and assess the risks of material misstatement of the financial statements, whether due to fraud or error, design and perform audit procedures responsive to those risks, and obtain audit evidence that is sufficient and appropriate to provide a basis for our opinion. The risk of not detecting a material misstatement resulting from fraud is higher than for one resulting from error, as fraud may involve collusion, forgery, intentional omissions, misrepresentations, or the override of internal control;
- Obtain an understanding of internal control relevant to the audit in order to design audit procedures that are appropriate in the circumstances, but not for the purpose of expressing an opinion on the effectiveness of the Trust's internal control;
- Evaluate the appropriateness of accounting policies used and the reasonableness of accounting estimates and related disclosures made by management;
- Conclude on the appropriateness of Member's use of the going concern basis of accounting and, based on the audit evidence obtained, whether a material uncertainty exists related to events or conditions that may cast significant doubt on the Trust's ability to continue as a going concern. If we conclude that a material uncertainty exists, we are required to draw attention in our auditors' report to the related disclosures in the financial statements or, if such disclosures are inadequate, to modify our opinion. Our conclusions are based on the audit evidence obtained up to the date of our auditors' report. However, future events or conditions may cause the Trust to cease to continue as a going concern; and
- Evaluate the overall presentation, structure and content of financial statements, including the disclosures, and whether the financial statements represent the underlying transactions and events in a manner that achieves fair presentation.

We communicate with those charged with governance regarding, among other matters, the planned scope and timing of the audit and significant audit findings, including any significant deficiencies in internal control that we identify during our audit.

LAHORE: October 10, 2024  
UDIN: AR2024104754YQ1FkXfd

  
KRESTON HYDER BHIMJI & CO.  
CHARTERED ACCOUNTANTS


 (Engagement Partner: Syed Aftab Hameed, FCA)

**THE TEHZIBUL AKHLAQ TRUST**  
**STATEMENT OF FINANCIAL POSITION AS AT JUNE 30, 2024**

	Note	2024 Rupees	2023 Rupees
<b>ASSETS</b>			
<b>Non Current Assets</b>			
Property and equipment	4	1,753,520,216	1,768,439,590
Capital work in progress	5	273,061,465	134,655,300
		2,026,581,681	1,903,094,890
<b>Current Assets</b>			
Inventory	6	1,870,046	1,153,319
Advances, deposits and other receivables	7	50,923,359	45,190,550
Short term investment	8	12,145,225	98,175,210
Cash and bank balances	9	17,777,097	53,859,697
		82,715,727	198,378,776
		<u>2,109,297,408</u>	<u>2,101,473,666</u>
<b>FUNDS AND LIABILITIES</b>			
<b>Funds</b>			
Resitricted funds	10	154,889,211	201,753,677
Unrestricted fund	11	226,425,409	184,554,865
<b>Capital Reserves</b>			
Surplus on Revaluation of property and equipment	12	1,666,618,625	1,673,500,000
		2,047,933,245	2,059,808,542
<b>Current Liabilities</b>			
Security deposits	13	26,417,354	22,916,835
Creditors, accrued and other liabilities	14	34,946,809	18,748,289
		61,364,163	41,665,124
<b>CONTINGENCIES AND COMMITMENTS</b>			
	15	-	-
		<u>2,109,297,408</u>	<u>2,101,473,666</u>

The annexed notes 1 to 24 form an integral part of these financial statements.

*KIRB*

  
HONORARY SECRETARY GENERAL

  
FINANCE MANAGER


4

**THE TEHZIBUL AKHLAQ TRUST**  
**STATEMENT OF INCOME OR EXPENDITURE ACCOUNT FOR THE YEAR ENDED JUNE 30, 2024**

	<u>Note</u>	<u>2024 Rupees</u>	<u>2023 Rupees</u>
<b>INCOME</b>	16	254,190,298	215,474,953
<b>EXPENDITURE</b>			
Operating expenses	17	195,885,006	160,576,632
Administrative and general expenses	17	23,316,123	15,534,302
		219,201,129	176,210,934
<b>Surplus for the year</b>		34,989,169	39,264,019

The annexed notes 1 to 24 form an integral part of these financial statements.

  
HONORARY SECRETARY GENERAL



  
FINANCE MANAGER

**THE TEHZIBUL AKHLAQ TRUST**  
**STATEMENT OF COMPREHENSIVE INCOME FOR THE YEAR ENDED JUNE 30, 2024**

	<u>Notes</u>	<u>2024 Rupees</u>	<u>2023 Rupees</u>
Surplus for the year		34,989,169	39,264,019
<b>Items that will never be reclassified to statement of income or expenditure</b>			
Surplus on revaluation of property, plant and equipment		-	1,104,089,008
<b>TOTAL COMPREHENSIVE SURPLUS FOR THE YEAR</b>		<u><u>34,989,169</u></u>	<u><u>1,143,353,027</u></u>

The annexed notes 1 to 24 form an integral part of these financial statements.

*MRB*

  
HONORARY SECRETARY GENERAL

  
FINANCE MANAGER

THE TEHZIBUL AKHLAQ TRUST  
STATEMENT OF CASH FLOW FOR THE YEAR ENDED JUNE 30, 2024

6

	Note	2024 Rupees	2023 Rupees
<b>CASH FLOWS FROM OPERATING ACTIVITIES</b>			
Surplus for the year		34,989,169	39,264,019
<b>Adjustments for non-cash items:</b>			
Depreciation - property, plant and equipment	4.5	17,358,559	10,898,237
Profit on investments and bank deposits	16	(7,039,788)	(7,451,889)
<b>Surplus before Working Capital Changes</b>		<u>45,307,940</u>	<u>42,710,367</u>
<b>(Increase) / decrease in current assets:</b>			
Inventory	6	(716,727)	3,412,945
Advances, deposits and other receivables	7	(5,732,809)	(15,926,820)
<b>Increase / (decrease) in current liabilities:</b>			
Security deposits	13	3,500,519	(5,605,339)
Creditors, accrued and other liabilities	14	16,198,520	9,990,029
<b>Net changes in working capital</b>		<u>13,249,503</u>	<u>(8,129,185)</u>
<b>Net cash inflow from operating activities</b>		<u>58,557,443</u>	<u>34,581,182</u>
<b>CASH FLOWS FROM INVESTING ACTIVITIES</b>			
Addition to Property, plant and equipment	4.1 to 4.4	(2,439,185)	(4,877,054)
Addition to Capital work in progress - civil work for New Aligarh University	5.2	(138,406,165)	(52,975,793)
Profit on investments and bank deposits	16	7,039,788	7,451,889
Change in long and short term investments	8	86,029,985	(40,160,210)
<b>Net cash outflow from investing activities</b>		<u>(47,775,577)</u>	<u>(90,561,168)</u>
<b>CASH FLOWS FROM FINANCING ACTIVITIES</b>			
Donations received & utilized against restricted activities		(46,864,466)	42,129,559
<b>Net cash (outflow) / inflow from financial activities</b>		<u>(46,864,466)</u>	<u>42,129,559</u>
<b>Net decrease in cash and cash equivalents</b>		<u>(36,082,600)</u>	<u>(13,850,427)</u>
Cash and cash equivalents at the beginning of the year		53,859,697	67,710,124
<b>Cash and cash equivalents at the end of the year</b>	9	<u>17,777,097</u>	<u>53,859,697</u>

The annexed notes 1 to 24 form an integral part of these financial statements.

*K. B. B.*

  
HONORARY SECRETARY GENERAL

  
FINANCE MANAGER

**TEHZIBUL AKHLAQ TRUST, LAHORE**  
**STATEMENT OF CHANGES IN ACCUMULATED FUNDS FOR THE YEAR ENDED JUNE 30, 2024**

	Restricted Funds	Unrestricted Funds	Surplus on Revaluation of property and equipment	Total
<u>Note</u>	<u>Rupees</u>			
<b>Balance as at June 30, 2022</b>	<b>159,624,118</b>	<b>145,290,846</b>	<b>569,410,992</b>	<b>874,325,956</b>
Funds / income received during the year	16 83,704,763	215,474,953	-	299,179,716
Funds utilized / expenditure incurred during the year	17 (41,575,204)	(176,210,934)	-	(217,786,138)
Surplus on revaluation of land & buildings	-	-	1,104,089,008	1,104,089,008
	42,129,559	39,264,019	1,104,089,008	1,185,482,586
<b>Balance as at June 30, 2023</b>	<b>201,753,677</b>	<b>184,554,865</b>	<b>1,673,500,000</b>	<b>2,059,808,542</b>
Funds / income received during the year	16 73,932,849	254,190,298	-	328,123,147
Funds utilized / expenditure incurred during the year	17 (120,797,315)	(219,201,129)	-	(339,998,444)
Incremental depreciation on revaluation transferred to income & expenditure account	12 -	6,881,375	(6,881,375)	-
	(46,864,466)	41,870,544	(6,881,375)	(11,875,297)
<b>Balance as at June 30, 2024</b>	<b>154,889,211</b>	<b>226,425,409</b>	<b>1,666,618,625</b>	<b>2,047,933,245</b>

The annexed notes 1 to 24 form an integral part of these financial statements.

*KRB*

  
HONORARY SECRETARY GENERAL

  
FINANCE MANAGER

## **1 THE TRUST AND ITS OPERATION**

Tehzibul Akhlaq Trust, Lahore (the Trust) was registered under the Societies Registration Act, 1860 on February 17, 1961 with an objective of providing educational services to the general public to meet this objective, the Trust has established the following schools and colleges and Hostel, whose financial results are also included in these financial statements :

- o Aligarh Public School and College, Gulberg
- o Aligarh Public School and College, Manga
- o Sir Syed College of Computer science
- o Sir Syed College of Management science
- o New Aligarh University - under construction

The Trust is domiciled in Pakistan and its registered office is situated at 38/47- C-2, Ghalib Road, Gulberg III, Lahore.

## **2 BASIS OF PREPARATION**

### **2.1 Statement of Compliance**

These financial statements have been prepared in accordance with approved accounting standards as applicable in Pakistan. Approved accounting standards comprise International Financial Reporting Standards for Small and Medium Sized Entities (SMEs) issued by International Accounting Standard Board and Accounting Standard for Not for Profit Organisations issued by the Institute of Chartered Accountants of Pakistan.

### **2.2 Accounting Convention**

These financial statements have been prepared under the historical cost convention unless other wise specifically stated.

### **2.3 Functional and Presentation Currency**

These financial statements are prepared and presented in Pak Rupees which is the Trust's functional and presentation currency. All financial information presented in pak rupees have been rounded off to the nearest rupee.

### **2.4 Critical accounting estimates and Judgements**

The preparation of financial statements requires management to make judgments, estimates and assumptions that affect the application of policies and reported amounts of assets, liabilities, income and expenses. The estimates and associated assumptions are based on historical experience and various other factors that are believed to be reasonable under the circumstances, the result of which form the basis of forming judgment about carrying values of assets and liabilities that are not readily apparent from other sources. Actual results may differ from these estimates.

These estimates and underlying assumption are reviewed on an ongoing basis. Revisions to accounting estimates are recognized in the period in which the estimates are revised.

Significant areas requiring the use of management's estimates in these financial statements relate to the useful life of depreciable assets. However, assumption and judgments made by the management in the application of accounting policies that have significant effect on the financial statements are not expected to result in material adjustment to the carrying amounts of assets and liabilities in the next year.

## **3 SIGNIFICANT ACCOUNTING POLICIES**

### **3.1 Property and equipment**

Property and equipment are stated at cost less accumulated depreciation and identified impairment loss, if any, except freehold land and building of Head Office and Gulberg Campus which are stated at revalued amounts.

M.B.

Depreciation on property and equipment is charged on written down value at the rates specified in Note 4. Full year's depreciation is charged in the year of purchase and no depreciation is charged in the year of disposal. Impairment loss or its reversal, if any, is charged to the income and expenditure account. When an impairment loss is recognized, the depreciation charge is adjusted in the future periods to allocate the asset's revised carrying amount over its estimated remaining useful life.

Property and equipment received directly as grant / donation are debited to the property and equipment account at fair value and a corresponding amount is credited to a deferred income account in the balance sheet. Such items are thereafter depreciated as per the policy of the Trust while a corresponding amount is transferred from the deferred income to the income and expenditure account.

The gain or loss on disposal or retirement of an asset represented by the difference between the sale proceeds and carrying amount of the asset is recognized as an income or expense, respectively.

Maintenance and repairs are charged to income and expenditure account as and when incurred. Major renewals and improvements are capitalized and the assets so replaced, if any, are retired.

### **3.2 Capital work in progress**

Capital work in progress is stated at cost less any identified impairment loss. All expenditure connected with specific assets incurred during construction period are recognised as capital work in progress. These are transferred to property and equipment as and when these are available for use.

### **3.3 Impairment**

Assets are reviewed for impairment whenever events or changes in circumstances indicate that the carrying amount may not be recoverable. An impairment loss is recognized for the amount by which the asset's carrying amount exceeds its recoverable amount. The recoverable amount is the higher of an asset's fair value less costs to sell and value in use. For the purposes of assessing impairment, assets are grouped at the lowest levels for which these are separately identifiable cash flows (cash generating units). Non-financial assets that suffer impairment are reviewed for possible reversal of the impairment at each reporting date.

### **3.4 Inventory**

Stores, spares and consumables are valued at the lower of cost and net realizable value. Net realizable value signifies the estimated selling price in the ordinary course of business less costs necessary to be incurred in order to make a sale.

### **3.5 Receivables**

Receivables are reviewed at each balance sheet date and those considered irrecoverable are written off and provision is made for debts considered doubtful, if any.

### **3.6 Long Term and Short Term Investments - Held for maturity**

These are stated at amortized cost. Income on investments is accrued on a time proportion basis by reference to the principal outstanding and the applicable rate of return.

### **3.7 Cash and cash equivalents**

Cash and cash equivalents are carried in the balance sheet at cost. For the purpose of cash flow statement, cash and cash equivalents comprise cash in hand and balances at banks.

### **3.8 Funds**

The Trust accounts for the funds as under:

ICIB<sub>2</sub>

### 3.8.1 **Restricted funds**

19

Funds which are received on account of a specific project / purpose, prior to incurring of the relevant costs, the cash received, are credited to the appropriate restricted fund account in the statement of financial position. These sums are then transferred to the income and expenditure account as and when the relevant expenses are charged in the income and expenditure account or capitalized. On the conclusion of the project any balances lying in the restricted fund account are transferred to un-restricted fund or returned back as agreed with the donor. A grant or donation that becomes receivable as compensation for expenses or losses already incurred is recognized as income or returned back as agreed with the donor.

### 3.8.2 **Unrestricted funds**

The unrestricted funds are recognized in income and expenditure account when received or when the amount of the funds can be measured reliably and there is reasonable assurance that the Trust will receive the funds.

### 3.9 **Deferred income**

Funds received for purchase of property and equipment or construction of property and equipment classified as capital work in progress and donated fixed assets are included in non-current liabilities as deferred income and are credited to the income and expenditure account in proportion to utilization of funds for purchase or construction and depreciation charged on donated assets. The unamortized portion of deferred income is recognized as a non-current liability in the balance sheet.

### 3.10 **Creditors, accrued and other liabilities**

Liabilities for trade and other amounts payable are carried at cost which is the fair value of the consideration to be paid or given in future for goods and services received or to be delivered or for any other amount, whether or not billed to the Trust.

### 3.11 **Provisions**

A provision is recognized in the balance sheet when the Trust has a legal or constructive obligation as a result of a past event and it is probable that an outflow of economic benefits will be required to settle the obligation and a reliable estimate of the amount can be made.

### 3.12 **Staff retirement benefits**

The Trust has an approved contributory provident fund for all the permanent employees. Equal monthly contributions are made by the Trust and the employees to the fund at the rate of 10% of basic salary. Retirement benefits are payable to the staff on completion of prescribed qualifying period of service under the scheme. A separate Provident Fund Trust was established on January 01, 2003 to manage the employees' provident fund.

### 3.13 **Revenue**

The Trust accounts for revenue as stated below:

#### 3.13.1 **Tuition fee and other fees from students**

These are recognized to the extent the management considers that the economic benefits will flow to the Trust.

#### 3.13.2 **Donations**

Donations and grants are recognized only in the period in which reasonable assurance is attained that the donation or grant will be received.

#### 3.13.3 **Prospectus fee, admission test and admission fee**

Prospectus fee, admission test and admission fee are recognized on receipt basis.

#### 3.13.4 **Hostel and Mess charges**

Hostel and Mess charges are recognized to the extent the management considers that the economic benefits will flow to the

19/01

### 3.13.5 Profit on bank deposits and TDRs

Profit on bank deposits and TDRs is recognized as income into the income and expenditure account on a time proportion basis by reference to the principal outstanding and the applicable rate of return / interest.

### 3.13.6 Rental income

Rental income is recognized on receipt basis.

### 3.14 Foreign currency transactions

All monetary assets and liabilities in foreign currency translated into Pak Rupees at exchange rates prevailing at the balance sheet date. Transactions in foreign currencies are translated into Pak Rupees at the spot rate. All non-monetary items are translated into Pak Rupees at exchange rates prevailing on the date of transaction or on the date when fair values are determined. Exchange differences are included in other income.

### 3.15 Expenses

Expenses are recognized in the income and expenditure account when incurred.

### 3.16 Segment reporting

Operating segments are reported in a manner consistent with the internal reporting provided to the Chief Operating Decision Maker (the Executive Committee of the Trust). Segment results, assets and liabilities include items directly attributable to a segment. Segment capital expenditure is the total cost incurred during the year on property, plant and equipment, intangible assets and capital work in progress.

### 3.17 Taxation

Under section 100C of the Income Tax Ordinance, 2001, income of the trust is subject to zero rate of tax, being tax credit equal to 100% of tax payable including minimum tax and final taxes payable under any of the provisions of the above said ordinance.

### 3.18 Financial Instruments

#### 3.18.1 Financial assets

The classification depends on the purpose for which the financial assets were acquired. The management determines the classification of its financial assets at the time of initial recognition. The Trust classifies its financial assets in the following categories:

#### At fair value through profit or loss

Financial assets at fair value through profit or loss are financial assets held for trading and financial assets designated upon initial recognition as at fair value through profit or loss. A financial asset is classified as held for trading if acquired principally for the purpose of selling in the short term. Assets in this category are classified as current assets.

#### Loans and receivables

Loans and receivables are non-derivative financial assets with fixed or determinable payments that are not quoted in an active market. These are included in current assets, except for maturities greater than twelve months after the balance sheet date, which are classified as non-current assets. Loans and receivables comprise advances, deposits and other receivables in the balance sheet.

#### Held to maturity

Held to maturity are financial assets with fixed or determinable payments and fixed maturity, where the management has the intention and ability to hold till maturity are carried at amortized cost.

cur

**Available-for-sale**

Available-for-sale financial assets are non-derivatives that are either designated in this category or not classified in any of the other categories. They are included in non-current assets unless the management intends to dispose off the investments within twelve months from the balance sheet date, in which case these financial assets are classified as short term investments in the balance sheet.

When securities classified as available-for-sale are sold or impaired, the accumulated fair value adjustments recognized directly in equity are included in the income and expenditure account as gains and losses from investment securities. Interest on available-for-sale securities calculated using the effective interest method is recognized in the income and expenditure account. Dividends on available-for sale equity instruments are recognized in the income and expenditure account when the Trust's right to receive payments is established.

**Measurement criteria**

All financial assets are recognized at the time when the Trust becomes a party to the contractual provisions of the instrument. Regular purchases and sales of investments are recognized at trade date that is the date on which the Trust commits to purchase or sell the asset.

Financial assets are initially recognized at fair value plus transaction costs for all financial assets not carried at fair value through profit or loss. Financial assets carried at fair value through profit or loss are initially recognized at fair value and transaction costs are expensed in the income and expenditure account.

Available-for-sale financial assets and financial assets at fair value through profit or loss are subsequently carried at fair value. 'Loans and receivables' and 'held to maturity' investments are carried at amortized cost using effective interest rate method.

Fair values of quoted investments are based on current prices. If the market for a financial asset is not active (for unlisted securities), the Trust measures the investments at cost less impairment in value, if any.

Financial assets are derecognized when the rights to receive cash flows from the assets have expired or have been transferred and the Trust has transferred substantially all risks and rewards of ownership.

The Trust assesses at each balance sheet date whether there is objective evidence that a financial asset or group of financial assets is impaired.

**3.19 Offsetting of financial assets and liabilities**

Financial assets and liabilities are offset and net amount is reported in the financial statements only when there is a legally enforceable right to set off the recognised amount and the Trust intends either to settle on a net basis or to realize the assets and settle the liabilities simultaneously.

4 PROPERTY AND EQUIPMENT - Related to:	Note	2024 Rupees	2023 Rupees
Tehzibul Akhlaq Trust	4.1	1,694,734,360	1,707,124,811
Aligarh Public School and College, Gulberg	4.2	2,264,203	2,433,149
Aligarh Public School and College, Manga	4.3	55,471,198	57,591,021
Sir Syed College of Computer Science	4.4	1,050,455	1,290,609
		1,753,520,216	1,768,439,590

*Handwritten signature*

Tehzibul Akhlaq Trust Office, Lahore (Head Office)

Particulars	Note	Written down value as at July 01, 2023	Additions / (Deletions)	Revaluation Surplus	As at June 30, 2024	Rate%	Depreciation for the year	Written down value as at June 30, 2024
<b>Rupees</b>								
<b>Assets at revalued amounts</b>								
Land - freehold	4.1.1	1,462,000,000	-	-	1,462,000,000	-	-	1,462,000,000
Buildings on freehold land	4.1.1	207,942,258	-	-	207,942,258	5	10,397,113	197,545,145
<b>Assets at historical cost</b>								
Buildings on leasehold land		36,277,874	-	-	36,277,874	5	1,813,894	34,463,980
Furniture and fixtures		336,093	-	-	336,093	15	50,414	285,679
Computers and accessories		175,257	-	-	175,257	30	52,577	122,679
Electrical equipment		259,421	-	-	259,421	20	51,884	207,537
Office equipment		89,653	-	-	89,653	20	17,931	71,723
Vehicles		44,255	-	-	44,255	15	6,638	37,617
<b>Total 2024</b>		<b>1,707,124,811</b>	<b>-</b>	<b>-</b>	<b>1,707,124,811</b>		<b>12,390,451</b>	<b>1,694,734,360</b>
<b>Total 2023</b>		<b>606,552,626</b>	<b>2,179,780</b>	<b>1,104,089,008</b>	<b>1,712,821,414</b>		<b>5,696,603</b>	<b>1,707,124,811</b>

4.1.1 The land and buildings is situated at 38/47, C-2 Ghalib Road Gulberg III, Lahore, on which Trust's Head Office and Gulberg Campus are situated.

4.1.2 The freehold land does not include land situated at Bhatta Chowk DHA, Lahore comprising 13 kanals and 3 Marlas, donated by a Trustee; as the title of this land has yet not been transferred in the name of the Trust on account of litigation. (Note - 14.1).

	2024	2023
	Rupees	Rupees
4.1.3 Had there been no revaluation, the net book value of freehold land and buildings would have been as follows:		
Land - freehold	497,080,000	497,080,000
Buildings on freehold land	66,799,016	70,314,752
	<b>563,879,016</b>	<b>567,394,752</b>

4.2 Aligarh Public School and College, Gulberg, Lahore (Owned)

Particulars	Written down value as at July 01, 2023	Additions / (Deletions)	As at June 30, 2024	Rate	Depreciation for the year	Written down value as at June 30, 2024
<b>Rupees</b>						
Plant and Machinery	94,835	-	94,835	20	18,967	75,868
Furniture and fixtures	704,574	-	704,574	15	105,686	598,888
Computer accessories / multimedia	189,101	-	189,101	30	56,730	132,371
Electrical equipment	515,566	88,000	603,566	20	120,713	482,853
Office equipment	326,818	-	326,818	20	65,364	261,454
Library books	340,179	164,669	504,848	20	100,970	403,878
Soft and Black boards	193,850	-	193,850	30	58,155	135,695
Sign boards	4,310	-	4,310	15	647	3,664
UPSs	8,389	-	8,389	20	1,678	6,711
Laboratory equipment	55,527	-	55,527	20	11,105	44,421
Play Ground Equipment	-	148,000	148,000	20	29,600	-
<b>Total 2024</b>	<b>2,433,149</b>	<b>400,669</b>	<b>2,833,818</b>	<b>-</b>	<b>569,615</b>	<b>2,264,203</b>
<b>Total 2023</b>	<b>2,792,669</b>	<b>265,027</b>	<b>3,057,696</b>	<b>-</b>	<b>624,547</b>	<b>2,433,149</b>

4.3 Aligarh Public School and College, Manga

Particulars	Written down value as at July 01, 2023	Additions / (Deletions)	As at June 30, 2024	Rate	Depreciation for the year	Written down value as at June 30, 2024
<b>Rupees</b>						
Building on leasehold land	50,334,381	-	50,334,381	5	2,516,719	47,817,663
Furniture and fixtures	3,476,827	1,220,936	4,697,763	15	704,664	3,993,099
Vehicles	1,615,146	4,900	1,620,046	15	243,007	1,377,039
Computer accessories / multimedia	1,066,586	7,000	1,073,586	30	322,076	751,510
Electrical equipment	326,280	448,600	774,880	20	154,976	619,904
Surveillance System	20,000	49,150	69,150	20	13,830	55,320
Office equipment	179,162	-	179,162	20	35,832	143,330
Play-ground equipment	154,151	-	154,151	20	30,830	123,321
Tube wells	164,181	-	164,181	10	16,418	147,763
Medical equipment	38,246	8,565	46,811	10	4,681	42,130
Laboratory equipment	99,684	50,210	149,894	20	29,979	119,915
Garden equipment	92,875	-	92,875	10	9,287	83,587
Arms and ammunition	23,502	-	23,502	15	3,525	19,977
Gas Geysers / Instant Geysers	-	220,800	220,800	20	44,160	176,640
<b>Total 2024</b>	<b>57,591,021</b>	<b>2,010,161</b>	<b>59,601,182</b>	<b>-</b>	<b>4,129,984</b>	<b>55,471,198</b>
<b>Total 2023</b>	<b>59,395,422</b>	<b>2,432,247</b>	<b>61,827,669</b>	<b>-</b>	<b>4,236,648</b>	<b>57,591,021</b>

KRB

Particulars	Written down value as at July 01, 2023	Additions / (Deletions)	As at June 30, 2024	Rate	Depreciation for the year	Written down value as at June 30, 2024
Plant & Machinery	34,648	-	34,648	20	6,930	27,719
Computers and accessories	288,675	-	288,675	30	86,602	202,072
Electrical equipment	206,338	-	206,338	20	41,268	165,071
Furniture and fixtures	459,173	23,855	483,028	15	72,454	410,573
Laboratory equipment	269,930	-	269,930	20	53,986	215,944
Office equipment	31,845	4,500	36,345	20	7,269	29,076
<b>Total 2024</b>	<b>1,290,609</b>	<b>28,355</b>	<b>1,318,964</b>	<b>-</b>	<b>268,509</b>	<b>1,050,455</b>
<b>Total 2023</b>	<b>1,631,048</b>	<b>-</b>	<b>1,631,048</b>	<b>-</b>	<b>340,439</b>	<b>1,290,609</b>

2024		2023	
Operating expenses	Admin & general expenses	Operating expenses	Admin & general expenses

4.5 Depreciation charge for the year has been allocated to:

Tehzibul Akhlaq Trust	-	12,390,451	-	5,696,603
Aligarh Public School and College, Gulberg	569,615	-	624,547	
Aligarh Public School and College, Manga	4,129,984	-	4,236,648	
Sir Syed College of Computer Science	268,509	-	340,439	
<b>Total depreciation charge for the year</b>	<b>4,968,108</b>	<b>12,390,451</b>	<b>5,201,634</b>	<b>5,696,603</b>
(Note - 16)		<b>17,358,559</b>		<b>10,898,237</b>

10/1/24

	Note	2024 Rupees	2023 Rupees
<b>5 CAPITAL WORK IN PROGRESS</b>			
5.1 This represents the expenses incurred on civil work of new project - New Aligarh University.	5.1	<u>273,061,465</u>	<u>134,655,300</u>
5.2 The movement in this account during the year is as under:			
Opening balance		134,655,300	81,679,507
Addition during the year		<u>138,406,165</u>	<u>52,975,793</u>
Closing balance		<u>273,061,465</u>	<u>134,655,300</u>
<b>6 INVENTORY</b>			
Tehzibul Akhlaq Trust		2,100	2,100
Aligarh Public School and College, Gulberg, Lahore		975,370	741,011
Aligarh Public School and College, Manga		777,858	304,363
Sir Syed College of Computer Science, Gulberg, Lahore		114,718	105,845
		<u>1,870,046</u>	<u>1,153,319</u>
6.1 This represents the items of stocks and stores those include kindergarten and nursery equipment, crockery & utensils, sports goods, science laboratory equipment, psychology instruments, library books, prospectus and progress reports, etc.			
<b>7 ADVANCES, DEPOSITS AND OTHER RECEIVABLES - CONSIDERED GOOD</b>			
Advances to suppliers and contractors		1,066,000	600,000
Accrued profit on investment		2,360,533	3,406,836
Fees and funds receivable		47,209,277	41,074,702
Income tax deducted at source - refundable		287,549	109,012
		<u>50,923,359</u>	<u>45,190,550</u>
<b>8 SHORT TERM INVESTMENT - in</b>			
Term deposit receipts:	8.1	<u>12,145,225</u>	<u>98,175,210</u>
8.1 These represent the term deposit receipts obtained from various banks, which carry profits ranging from 15.75% to 22.15% per annum (2023: 15.75% to 21.1% per annum), having maturity period of less than one year, may be reinvested on roll over basis.			
<b>9 CASH AND BANK BALANCES</b>			
Cash in hand		272,091	150,353
Cash at bank :			
<b>Current accounts:</b>			
MCB Bank Limited NFC / USD A/c No. 5561		2,891,153	16,785,355
HBL A/C No. 22597701118201		105,255	9,074
United Bank Limited Manga A/c No. 01005280		288,308	609,505
MCB Bank Limited A/C No. 14122		-	175,650
		<u>3,284,716</u>	<u>17,579,584</u>

19/12/23

**Saving accounts:**

	Note	2024 Rupees	2023 Rupees
MCB Bank Limited A/C No. 2466		7,619,846	3,075,360
United Bank Limited Manga A/c No. 10056732		1,053,922	-
Meezan Bank 513182		4,679,839	23,401,933
MCB Bank Limited A/C No. 79595		482,816	439,597
United Bank Limited A/c No. 10068930		86,926	202,405
MCB Bank Limited A/C No. 32973		-	162,011
United Bank Limited Manga A/c No. 54002		-	5,803,346
Askari Bank		5,627	2,400,575
Al Baraka Bank Limited A/c No. 0126		291,314	644,533
		14,220,290	36,129,760
		<u>17,777,097</u>	<u>53,859,696</u>

**10 RESTRICTED FUNDS**

Opening balance		201,753,677	159,624,118
Add: Receipts during the year			
Donations		73,932,849	83,704,763
		<u>275,686,526</u>	<u>243,328,881</u>
Less: Expenditure during the year			
Civil work re: New Aligarh University, Manga (NAU)		111,574,549	41,575,204
Project management cost (NAU)		3,827,450	-
Electrical and other equipment (NAU)		5,395,316	-
		120,797,315	41,575,204
		<u>154,889,211</u>	<u>201,753,677</u>

**11 UNRESTRICTED FUNDS**

Particulars	Note	2024				Grand Total Rupees
		The Tehzibul Akhlq Trust Office, Lahore	Aligarh Public School and College, Gulberg	Aligarh Public School and College, Manga	Sir Syed College of Computer Science (SCOCS)	
Opening Balance		21,285,619	135,180,880	67,503,129	(39,414,763)	184,554,865
Add: Receipt during the year	16	41,179,581	56,058,223	149,799,628	7,152,866	254,190,298
Less: Total Expenditure for the year	17	(23,316,123)	(60,174,772)	(121,820,458)	(13,889,776)	(219,201,129)
Incremental depreciation on revaluation surplus is transferred back	12	6,881,375	-	-	-	6,881,375
Closing Balance		<u>46,030,452</u>	<u>131,064,331</u>	<u>95,482,299</u>	<u>(46,151,673)</u>	<u>226,425,409</u>
Particulars	Note	2023				Grand Total Rupees
		The Tehzibul Akhlq Trust Office, Lahore	Aligarh Public School and College	Aligarh Public School and College, Manga	Sir Syed College of Computer Science (SCOCS)	
Opening Balance		(11,609,821)	124,034,299	60,664,728	(27,798,360)	145,290,846
Add: Receipt during the year	16	48,529,742	133,927,162	32,842,418	175,631	215,474,953
Less: Total Expenditure for the year	17	(15,634,302)	(122,780,581)	(26,004,017)	(11,792,034)	(176,210,934)
Closing Balance		<u>21,285,619</u>	<u>135,180,880</u>	<u>67,503,129</u>	<u>(39,414,763)</u>	<u>184,554,865</u>

101/23

	Note	2024 Rupees	2023 Rupees
<b>12 SURPLUS ON REVALUATION OF PROPERTY AND EQUIPMENT</b>	<b>4.1.1 to 4.1.4</b>		
Opening balance			
Land - freehold		1,462,000,000	1,462,000,000
Buildings on freehold land		211,500,000	211,500,000
		<u>1,673,500,000</u>	<u>1,673,500,000</u>
Less: incremental depreciation			
Opening balance		-	-
For the year		6,881,375	-
		<u>6,881,375</u>	<u>-</u>
		<u><u>1,666,618,625</u></u>	<u><u>1,673,500,000</u></u>
<b>13 SECURITY DEPOSITS</b>			
Students		25,811,102	22,569,176
Teachers		266,036	151,786
Non - teaching staff		340,216	195,873
		<u>26,417,354</u>	<u>22,916,835</u>
<b>14 CREDITORS, ACCRUED AND OTHER LIABILITIES</b>			
Accrued liabilities		2,225,925	114,529
Provident fund payable		26,458,184	12,312,179
Salaries and other benefits payable		-	2,225,702
Income tax deducted at source - payable		6,262,700	4,095,879
		<u>34,946,809</u>	<u>18,748,289</u>
<b>15 CONTINGENCIES AND COMMITMENTS</b>			
<b>Contingencies</b>			
<b>15.1</b>	In the year 2003, Late Major (R) Agha Qutabuddin Shah had Waqfed a plot measuring 13 Kanals & 3 Marlas of land to the Trust for construction of Aligarh Public School Qutab Shah Campus. Unfortunately after his death, the land was occupied by land grabbers. The Trust has filed an appeal for retrieval of the land. The matter is subjudice in Lahore High, Court Lahore. As soon as the case is decided, the land mutation will take place and to be recorded in the books of the Trust accordingly. The legal expenses primarily relate to this case (Note - 16).		
<b>15.2</b>	The Trust is an approved NPO u/s 2(36) of Income Tax Ordinance, 2001. Besides, it is exempted from deduction of Tax u/s 151, read with section 159, of Income Tax Ordinance, 2001. The MCB Bank, Liberty Market Branch (0218), Gulberg, Lahore deducted Tax amounting to Rs. 179,400 from profit of Rs. 1,196,000 incorrectly on maturity of Term Deposit Receipt (TDR) amounting to Rs. 13 million on 24-12-2019. The matter regarding refund of this amount, that was deducted incorrectly, is pending at the terminal date.		
<b>15.3</b>	Being an approved NPO u/s 2(36) of Income Tax Ordinance, 2001, the Trust is exempt from deduction of Zakat. Contrarily, UBL, Manga Mandi Branch (0414), Multan Road, Lahore deducted Zakat amounting to Rs. 28,942 on 1st Ramzan-ul-Mubarak, 1441 H (25-04-2020). The amount is yet to be refunded.		
<b>15.4 Commitments</b>		<b>2024 Rupees</b>	<b>2023 Rupees</b>
The Trust has commitments in respect of construction at Manga Campus:			
Establishment of SCOMS, Gulberg		-	-
New Aligarh University		183,097,535	321,503,700
		<u>183,097,535</u>	<u>321,503,700</u>

10/12/20

## UNRESTRICTED FUNDS

Particulars	The Tehzibul Akhlaq Trust Office, Lahore	Aligarh Public School and College, Gulberg, Lahore	Aligarh Public School & College, Manga	Sir Syed College of Computer Science (SCOCS)	2024	2023
					Total Rupees	Total Rupees
<b>16 INCOME</b>						
Donations	32,151,074	-	-	-	32,151,074	39,730,883
Profit on investment and bank accounts	6,440,876	-	598,912	-	7,039,788	7,451,889
Membership fee	60,000	-	6,000	-	66,000	15,000
Tuition fee and other funds - net	-	54,772,577	99,719,874	7,089,000	161,581,451	127,077,149
Admission fees / test fees	-	-	1,826,650	-	1,826,650	3,016,396
Examination and other fees	-	796,300	1,420,306	-	2,216,606	1,763,660
Forfeited students securities	-	-	-	-	-	2,000
Sale of progress reports / prospectus	-	446,788	122,300	-	569,088	474,450
Mess fund	-	-	26,098,417	-	26,098,417	20,191,133
Hostel income	-	-	18,911,103	-	18,911,103	12,650,913
Rental income	-	-	-	-	-	-
Examination and other fees(SCOMS)	419,900	-	-	-	419,900	584,473
Miscellaneous	2,107,731	42,558	1,096,066	63,866	3,310,221	1,647,143
	<b>41,179,581</b>	<b>56,058,223</b>	<b>149,799,628</b>	<b>7,152,866</b>	<b>254,190,298</b>	<b>215,455,249</b>

17 EXPENDITURE	Admin and general expenses	Operating expenses				Total operating expenses	2024	2023
							Total Rupees	Total Rupees
Salaries and other benefits:								
- Salary expense	3,563,191	43,947,892	64,424,810	9,144,191	117,516,893	121,080,084	101,131,295	
- EOB	5,250	3,389,092	2,526,750	265,910	6,181,752	6,187,002	3,035,062	
- Provident fund	39,355	2,053,614	2,282,515	178,256	4,514,385	4,553,740	3,946,008	
- Social security expense	100,901	-	2,025,709	52,090	2,077,799	2,178,700	1,916,870	
- Other benefits	77,370	538,875	356,678	-	895,553	972,923	608,903	
Legal and professional charges	293,694	-	-	-	-	293,694	825,824	
Audit fee	252,000	42,354	168,354	112,236	322,944	574,944	479,000	
Printing - monthly Tehzibul Akhlaq Magazine	1,240,541	-	-	-	-	1,240,541	1,039,009	
Repairs and maintenance	220,581	2,594,520	3,759,867	688,543	7,042,930	7,263,511	5,683,124	
Petrol, oil and lubricants	128,592	262,900	2,984,593	-	3,247,493	3,376,085	3,545,304	
Students' related activity	-	1,297,474	2,397,175	116,800	3,811,449	3,811,449	2,928,099	
Examination expense	-	357,354	1,155,267	303,066	1,815,687	1,815,687	1,730,858	
Advertisement	-	368,074	627,009	152,200	1,147,283	1,147,283	1,791,376	
Teachers' training expenses	-	111,167	99,500	-	210,667	210,667	65,000	
Telephone, postage and internet	754,363	188,348	79,187	50,708	318,243	1,072,606	1,002,965	
Utilities	55,680	3,709,640	6,068,875	1,182,019	10,960,534	11,016,214	11,937,059	
Mess expenses	-	-	20,669,187	-	20,669,187	20,669,187	16,348,395	
Printing and stationery	96,462	632,284	426,835	161,332	1,220,451	1,316,913	1,394,706	
Travelling and conveyance	-	28,826	448,425	29,531	506,782	506,782	510,051	
Entertainment	386,752	57,586	349,542	32,424	439,552	826,304	746,811	
Insurance Expenses	-	16,972	16,414	-	33,386	33,386	33,254	
Fees and subscription	-	-	48,030	300,000	348,030	348,030	341,080	
Expenses on Qutab Shah Campus case	7,500	-	-	-	-	7,500	70,870	
Bank charges	358,713	8,185	263,895	-	272,080	630,793	356,895	
Parking fee	-	-	-	-	-	-	1,500	
Preliminary Expenses	3,331,692	-	-	-	-	3,331,692	2,904,821	
Miscellaneous & Bad debts	13,035	-	6,511,857	851,961	7,363,818	7,376,853	938,558	
Depreciation	12,390,451	569,615	4,129,984	268,509	4,968,108	17,358,559	10,898,237	
	<b>23,316,123</b>	<b>60,174,772</b>	<b>121,820,458</b>	<b>13,889,776</b>	<b>195,885,006</b>	<b>219,201,129</b>	<b>176,210,934</b>	

*10/10/2024*

## 18 SEGMENT REPORTING

A business segment is a group of assets and operations engaged in providing products or services that are subject to risks and returns that are different from those of other business segments. The management has determined its operating segments based on the information that is presented to the Chief Executive Officer for allocation of resources and assessments of performance. Based on internal management reporting structure and services provided, the Trust is organized into the following four operating segments:

	Number of entities
Head Office Trust	1
Aligarh Public Schools and Colleges	3
	<u>4</u>

The management monitors the operating results of its business units separately for the purpose of making decision about resource allocation and performance assessment. Segment performance is generally evaluated based on certain key performance indicators including profit from operations, reduction in operating cost and free cash flows. The accounting policies of the operating segments are the same as those described in the summary of significant accounting policies.

Segment assets include all operating assets used by a segment and consist principally of receivables, stores and property and equipment, net of impairment and provisions. Segment liabilities include all operating liabilities and consist principally of security deposits.

## 19 SEGMENT ANALYSIS

The segment information for the reportable segments for the year ended June 30, 2024 is as follows.

Particulars	Head Office Trust	Aligarh Public School and College	Aligarh School, Mess & Hostel, Manga	Total
<b>Rupees</b>				
<b>Segment Results for the year ended June 30, 2024</b>				
Income	41,891,571	56,058,223	149,200,716	247,150,510
Interest income	6,440,876	-	598,912	7,039,788
	48,332,447	56,058,223	149,799,628	254,190,298
Less: Other operating expenses	24,546,939	59,605,157	117,690,474	201,842,570
(Deficit) / surplus before Dep/Amortization	23,785,508	(3,546,934)	32,109,154	52,347,728
Less: Depreciation	12,658,960	569,615	4,129,984	17,358,559
<b>(Deficit) / surplus for the year</b>	<b>11,126,548</b>	<b>(4,116,549)</b>	<b>27,979,170</b>	<b>34,989,169</b>
<b>Segment Results for the year ended June 30, 2023</b>				
Income	41,411,402	133,769,245	32,842,418	208,023,065
Interest income	7,293,972	157,917	-	7,451,889
	48,705,374	133,927,162	32,842,418	215,474,954
Less: Other operating expenses	21,389,294	117,919,386	26,004,018	165,312,698
(Deficit) / surplus before Dep/Amortization	27,316,080	16,007,776	6,838,400	50,162,256
Less: Depreciation	6,037,042	4,861,195	-	10,898,237
<b>(Deficit) / surplus for the year</b>	<b>21,279,038</b>	<b>11,146,581</b>	<b>6,838,400</b>	<b>39,264,019</b>

CAB

20 FINANCIAL INSTRUMENTS  
Basic Financial Instruments by Categories

Loans and Advances	Cash and Cash Equivalents	Total
--------------------	---------------------------	-------

Financial Assets as at June 30, 2024

Advances, deposits and other receivables	50,635,810	-	50,635,810
Short term investment	-	12,145,225	12,145,225
Cash and bank balances	-	17,777,097	17,777,097
	<u>50,635,810</u>	<u>29,922,322</u>	<u>80,558,132</u>

Financial Assets as at June 30, 2023

Advances, deposits and other receivables	45,081,538	-	45,081,538
Short term investment	-	98,175,210	98,175,210
Cash and bank balances	-	53,859,697	53,859,697
	<u>45,081,538</u>	<u>152,034,907</u>	<u>197,116,445</u>

Financial Liabilities as at June 30,

	2024 Rupees	2023 Rupees
Security deposits	26,417,354	22,916,835
Creditors, accrued and other Liabilities	28,684,109	14,652,410
	<u>55,101,463</u>	<u>37,569,245</u>

21 NUMBER OF EMPLOYEES

2024	2023
<u>294</u>	<u>280</u>

22 RELATED PARTIES RELATIONSHIP & TRANSACTION

<u>Nature of Transactions</u>	<u>Relationship</u>	2024 Rupees	2023 Rupees
Membership fee	Trustees	66,000	15,000
Donation Scholarship	Trustees	748,500	27,668,200
Donation / Zakat	Trustees	27,102,000	5,569,000
Donation SCOCS Scholarship	Trustees	-	1,000,000
University Project	Trustees	57,259,090	42,397,318
Plantation	Trustees	100,000	300,000
		<u>85,275,590</u>	<u>76,949,518</u>

No remuneration is paid to Honorary Secretary General, Trustees and members of the Executive Committee of the Trust during the year.

23 AUTHORIZATION OF FINANCIAL STATEMENTS

These financial statements have been authorized by the Executive Committee for issuance on 30-11-2024

24 CORRESPONDING FIGURES

Corresponding figures have been re-arranged / re-classified, wherever necessary, to facilitate comparison. No re-arrangements / re-classifications, however, been made in these financial statements.

  
HONORARY SECRETARY GENERAL



  
FINANCE MANAGER